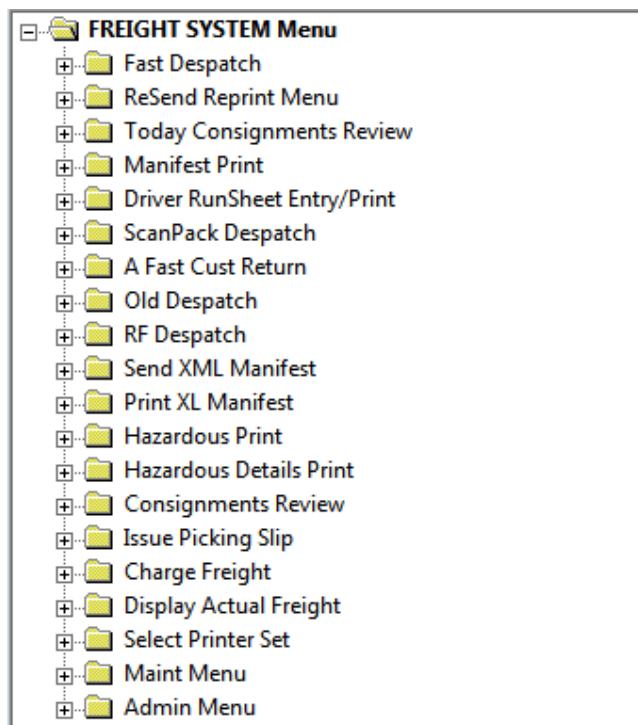


## A5Freight Fast Despatch Freight System ver 361

This program interfaces between PRONTO and the Freight Companies Consignment programs namely for Startrack, Toll, TNT, Rightway, The Fashion Movers, Direct Freight, IFS, Australia Post, Vic Tas , XL Freight, SM and several others. The Program captures and verifies dispatch details, and delivery address, it can calculate Freight Charges and send the details to freight subsystems to print carton and pallet labels. It can print the Labels, Invoices, Delivery Dockets, and it can print Manifests and Hazardous Handling instructions, Contents Labals, SSCC Labels and send manifest details to FTP services.



The Main Function is Fast Despatch.

It accepts either a blank entry for a manual manifest and labels OR scan OR enter an order number ( of form 999999XX where XX is optional suffix). The Help Key will allow an order/invoice enquiry by customer or Invoice number.

If the Order has already been Invoiced today , it will assume your correcting the consignment details and will re-ask , update order and send to Consignment program and reprint labels ( manually check in consignment program). This Program has several configurable options and can differ from the following.

Standard Fast Dispatch has consolidation = ON and Charge Freight = ON.

Until The Invoice is printed an ESCAPE will back-out and do NOTHING.

**\*\* TEST Xi - B Fast Despatch**

Scan(SO):

Fully Delivered:

If the Order is PICKING SLIP Printed then it will display a warning about possible consolidation and the customer account-ode and a CREDIT WARNING if needed AND asks a CRITICAL QUESTION about fully picked and defaults to YES.

Fully Delivered:

**1 Cust Orders to Consolidate**

**HOUSWH**

If all items on picking slip are picked and ready to despatch then accept YES

Else enter NO to fast edit the order ELSE select HELP for other options

A= Add to previous consignment E= edit using Standard pronto despatch

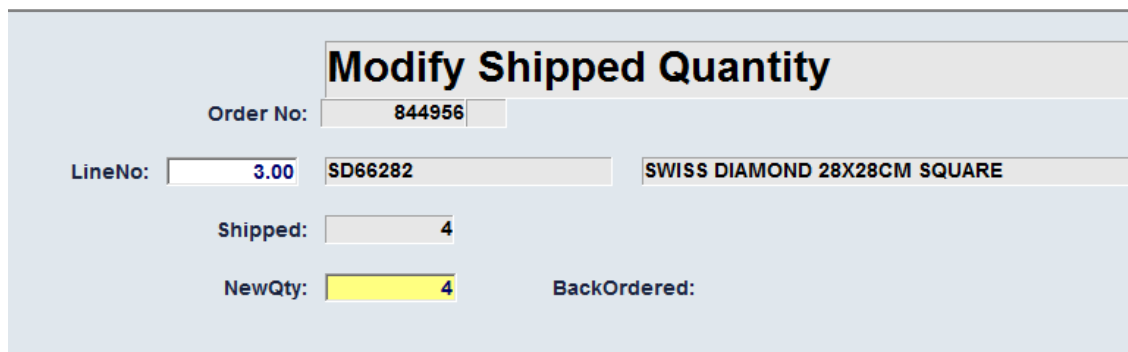
B= Batch Pick Scan ( multiple Orders - advanced warehousing)

C= Contents Label for this order OR L = Address Labels

D Delivery Docket print only I OR I = Reprint Invoice

If N or M entered the then fast edit options are presented (use E to Edit via standard pronto despatch screen)

Either Press Help at Line Number to review Lines on Order OR Enter Line Number to change qty shipped and balance Backordered ELSE ESCAPE to exit.



**Modify Shipped Quantity**

Order No: 844956

LineNo: 3.00 SD66282 SWISS DIAMOND 28X28CM SQUARE

Shipped: 4

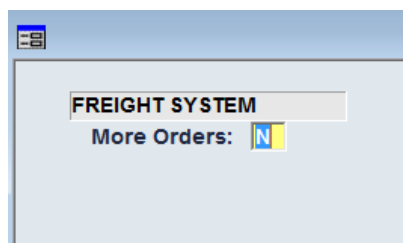
NewQty: 4 BackOrdered:

Folowed by Actual Shipped Quantity

If this is an advanced warehouse the reason for short ship is asked for so that the quantity required can be markeed LOST or Damaged.

The Order is automatically reTotalled and any previous invoice printed should be destroyed.

If Consolidation is applicable to this Customer the following is asked. If YES it asks for next order number.



**FREIGHT SYSTEM**

More Orders: N

If No more orders then the Consignment Details are Confirmed

The carrier from the order is confirmed follwed by the Service type 1=ROAD by default ( AirBags are allowed at this

point)

FREIGHT Details					
Carrier:	RTW	Service:	1	ROAD EXPRESS	
Qty	Desc	Weight	Height	Cubic	
Item 1:	0		0.00	0.0	0.0000
Item 2:	0		0.00	0.0	0.0000
Item 3:	0		0.00	0.0	0.0000
Item 4:	0		0.00	0.0	0.0000
Item 5:	0		0.00	0.0	0.0000
Freight Amount:	0.00		Picker:	Packer:	
Connote No:	XBL000483679		Invoice No:	483679	
Receivers Name:	HOUSE IN WHITFORD				
Address 1:	SHOP 141 - WHITFORD S/CTR				
Address 2:	WHITFORD AVENUE				
Suburb:	HILLARYS				
State:	WA				
Postcode:	6025				
iver Label Message:					

Followed by up to 5 packages type lines ( normally only ONE)

	Qty	Package Type	Kg Weight	CM Height	CM Depth	CM Width	M3 Cubic
Item 1:	2	C CTN	10.00	0.00	0.00	0.00	0.0000
Item 2:	1	P PALLET	0.00	1.30	1.20	1.20	1.8720
Item 3:							
Item 4:							
Item 5:							

Normally 1 label per carton is printed and 2 labels per pallet ( PLEASE ensure these match product). The carton dimensions in cms are configurable and optional, The Height in Metres of pallets is mandatory. These figures and delivery zone are checked for freight charges and if applicaple confirmation of adding Freight Charge will Apply, If the weight is greater than allowed for AIR Freight then confirmation in Rep Blood will be required. If the estimated weight is different by more than 15 % to entered weight then confirmation will also be required.

Entry of Picker and Packer is a configurable option for performance analysis.

Validation occurs of the delivery address format and a VALID suburb/City with this State and Postcode MUST be on file else the entries edited and warning emails sent to ALL customer service persons and warehouse Management and order REP advising of the pain caused and possible failure to deliver..

The last line Deliver Label Message is an optional override of Consignment label contents for those carriers that cannot print proper details on their manifest ( namely Rightway).

Item 5:	0	0.00	0.0	0.0000	
Freight Amount:	0.00	Picker:	DAV	Packer:	
Connote No:	XBL000483679	Invoice No:	483679	P/S=	844956
Receivers Name:	HOUSE IN WHITFORD				
Address 1:	SHOP 141 - WHITFORD S/CTR				
Address 2:	WHITFORD AVENUE				
Suburb:	HILLARYS				
State:	WA				
Postcode:	6025				
Deliver Label Message:					
<div>OK Cancel</div>					

Freight Charge

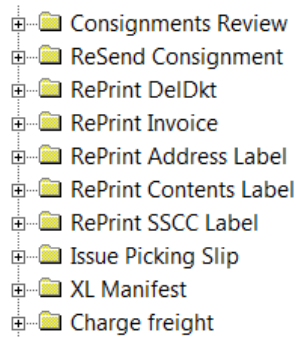
Post:	Chrg\$:	\$ .00	Rate\$:	\$ .00
	Total Packages	4	Kg:	10.000
	Customer Charge:			
	Confirm:			

Depending on Customer Setup Delivery Docket or Invoice or Both is asked

Print Invoice/deIDkt/No:	
--------------------------	--

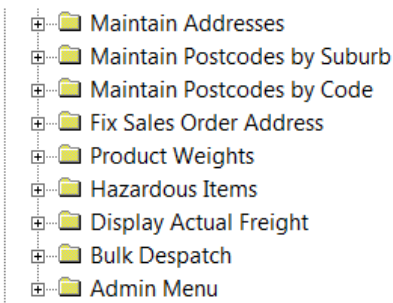
End of process PLEASE fold invoice and label cartons end continue with net order.

If Exceptions Occur the Main Menu offers Reprocess options to save STRESS.



Review Consignments includes any Manual Consigns ( ie not to Customers)

The Main Menu also include Adminstration Functions



The Consignment and weight charges per delivery Zone are maintained by postcode

The Actual Freight Charges per consignment are also visible verses what was charged (Depends if manifests are sent to accounts for labourious review or dropped in the carrieri's inbox for auto review)

The Admin Menu includes

Various import functions for postcodes, charges and setting default carrier codes . ALL these Functions Require Administrator Access.

- SYSTEM Config
- Freight Config
- 3P ftp Config
- Review Carriers
- Maintain Carriers
- Order Labels
- Address Integrity
- Onforwarder Codes
- Sales Order Address Integrity
- ReTest SO
- Pick Resource Table
- PD Table
- Layout Labels
- Scanpack Despatch
- Packages Review
- Labels Menu
- Setup Menu

### Freight Configuration

Fuel Rate%: <input type="text" value="8.6"/>	PRE-DESP <input type="text"/>
Min Order\$: <input type="text"/>	DESP_CHECK <input type="text" value="cus/startrackS"/>
Charge Freight(Y/N/C/R): <input type="text" value="Y"/>	DESP_CONCL <input type="text" value="cus/a5freight"/>
Enable Min BO \$5: <input type="text" value="N"/>	STARTRACK <input type="text" value="/pc/TEST"/>
Despatch Edit (M,N): <input type="text" value="Y"/>	TOLLEXPRESS <input type="text" value="/pc/TEST"/>
Force No Over CL: <input type="text" value="N"/>	DIRECTFREIGHT
Force PickPacker: <input type="text" value="Y"/>	RITEWAY <input type="text" value="/pc/RITEOUT"/>
Default Ctn Desc: <input type="text" value="C"/>	FMOVER <input type="text" value="/pc/FMOOUT"/>
Consolidate: <input type="text" value="Y"/>	FIRSTFLEET <input type="text" value="/pc/FFOUT"/>
Charge Type: <input type="text" value="S"/>	XL
Connote No: <input type="text" value="X"/>	VICEXPRESS
Cubic Req: <input type="text" value="N"/>	IFSOUT <input type="text" value="/pc/TEST"/>
Warn Freight Diff: <input type="text"/>	
Max Air Kg: <input type="text"/>	
Freight Code: <input type="text" value="95000001"/>	INVOICES
Freight L1: <input type="text" value="500"/>	CONNOTE
Freight L2: <input type="text" value="250"/>	
Freight L3: <input type="text" value="100"/>	

- Setup Menu
- Import Postcodes
- Set Metro Postcodes
- Set Default Services
- Load Deb Fields
- Set Deb Carrier
- Process Actual Freight
- Fix no state
- Update Default Carr
- Set System Defaults
- Set Freight
- Clear All Freight Costs
- Check Zinvoice
- Report Zinvoice

The Carrier Codes XL,AUSP,004 and POST will also confirm entry of a consignment number ( scan the stchel ID) and will then print a set of ADDRESS format labels.